

LumiBelle2

Anass Chaabi
Supervisors: Philip Bamade

April 2026

The logo of the University of Paris-Saclay, featuring the text "université" in a lowercase sans-serif font and "PARIS-SACLAY" in an uppercase sans-serif font below it. To the right of the text is a stylized graphic of three dots of increasing size, arranged in a diagonal line from bottom-left to top-right.

université
PARIS-SACLAY

- 1 Introduction
- 2 LumiBelle2 overview
- 3 simple-all-PV files
- 4 Conclusion

Goal

Comparison of the same LumiBelle2 channels at two different dates using the `simple-all-PV 1 Hz` files.

Channels summary

Channel	Sensor
CH1	25 pixels LGAD [HER]
CH2	15 pixels LGAD [LER]
CH3	140 μm diamond [LER]
CH4	25 pixels LGAD [LER]

Comparison strategy

Compared dates

We compare the PV plots for the same channel between :

2025-12-14 and 2026-03-25

Compared quantities

Each figure contains the time evolution of :

ECL_acc[E30]

ZDLM_HGC0U

RAWCH i

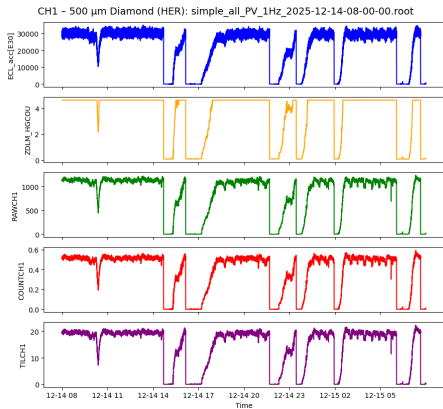
COUNTCH i

TILCH i

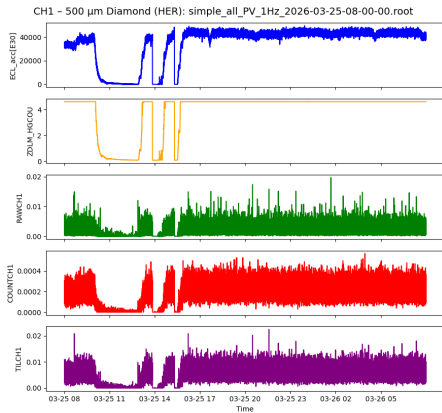
where i is the channel number.

CH1 comparison: 2025-12-14 vs 2026-03-25

2025-12-14

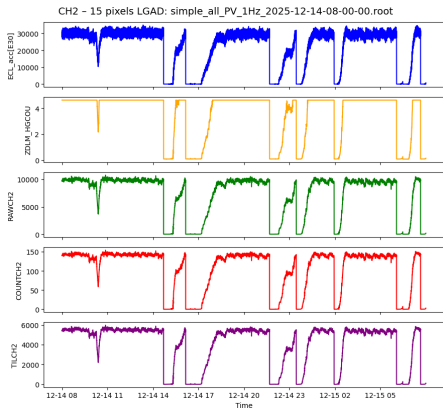


2026-03-25

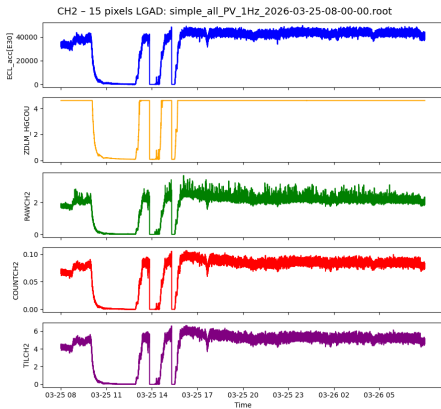


CH2 comparison: 2025-12-14 vs 2026-03-25

2025-12-14

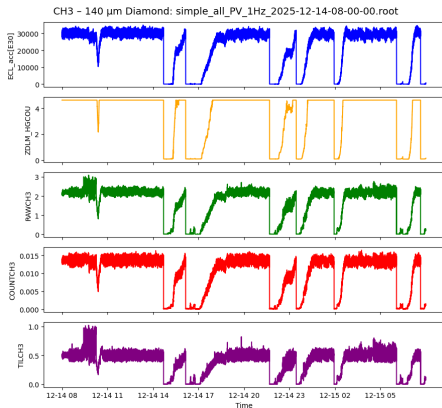


2026-03-25

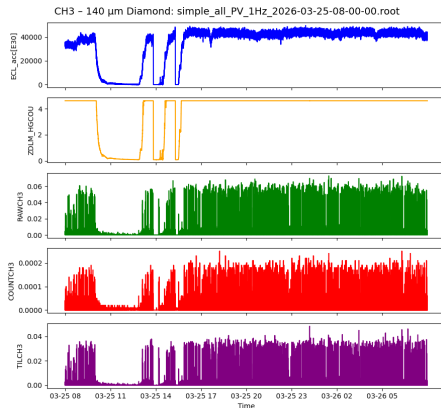


CH3 comparison: 2025-12-14 vs 2026-03-25

2025-12-14

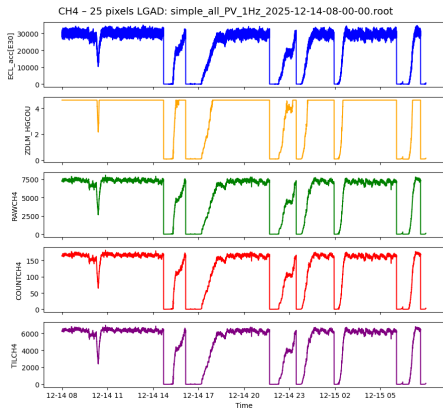


2026-03-25

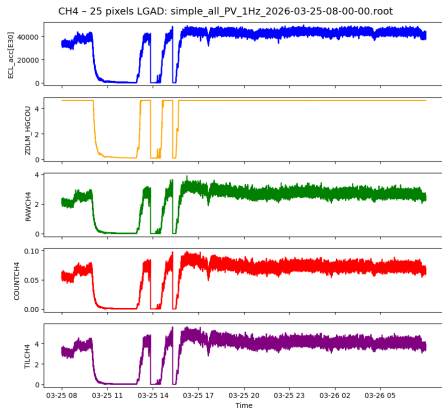


CH4 comparison: 2025-12-14 vs 2026-03-25

2025-12-14



2026-03-25



Conclusion

Drop rate of a factor of 1000 !!!