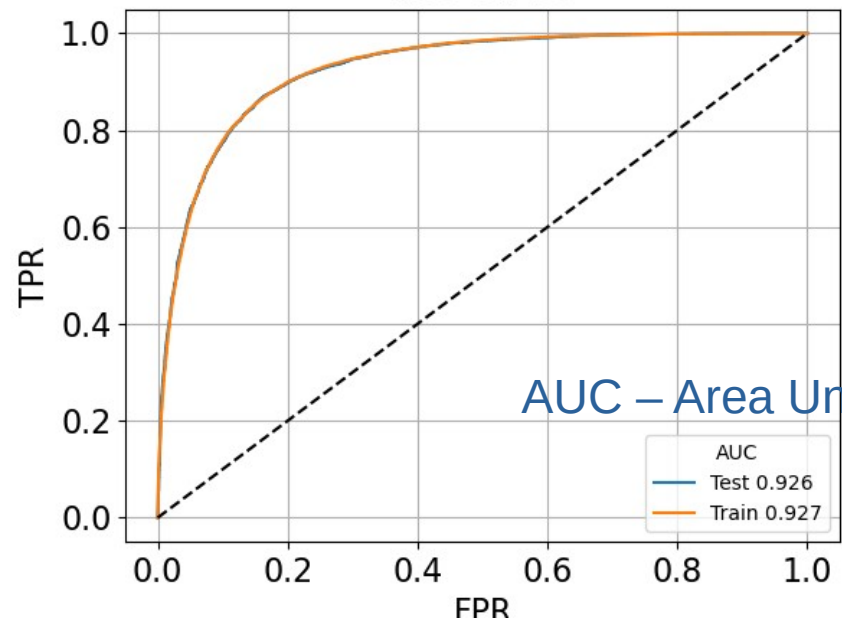














ROC Curves















AUC – Area Under Curve

# Leaderboard

#	△	Team	Members	Score	Entries	Last	Solution
1	—	adpaulhawaiiedu		0.98799	12	13h	
2	—	Hershel Weiner		0.98400	2	13h	
3	—	Logan Benninghoff		0.96602	6	2h	
4	—	Evan Hunt		0.96027	8	15h	
5	—	Renu92Garg		0.91319	1	3d	
6	▲ 1	Lorenz Gärtner		0.90550	13	1d	
7	▼ 1	Frank Meier		0.90459	1	3d	
8	—	Winurdnan		0.89112	2	2d	
9	—	ajdavis17		0.87109	1	3d	
10	—	Priyanka Cheema		0.83358	1	6d	
11	—	Trevor Shillington		0.66697	1	3d	
12	—	Avkhatri		0.65311	2	19h	

# Leaderboard

#	△	Team	Members	Score	Entries	Last	Solution
1	—	adpaulhawaiiedu		0.98799	12	13h	
2	—	Hershel Weiner		0.98400	2	13h	
3	—	Logan Benninghoff		0.96602	6	2h	
4	—	Evan Hunt		0.96027	8	15h	
5	—	Renu92Garg		0.91319	1	3d	
6	▲ 1	Lorenz Gärtner		0.90550	13	1d	
7	▼ 1	Frank Meier		0.90459	1	3d	
8	—	Winurdnan		0.89112	2	2d	
9	—	ajdavis17		0.87109	1	3d	
10	—	Priyanka Cheema		0.83358	1	6d	
11	—	Trevor Shillington		0.66697	1	3d	
12	—	Avkhatri		0.65311	2	19h	